




CRANE DUTY GEARBOX

Case / through hardened and profile ground steel gears with inclined tooth to transmit the torque between parallel shafts with minimum noise.

- Range : Power range up to 630 kW. Reduction ratio range up to 280 /1
- Size : From 125 mm to 1000 mm center distance
- Type : Helical in horizontal / vertical models
- Application : Main Hoist, Auxiliary hoist, Long Travel, Cross Travel, Ladle Crane, Transfer Trolley, Level luff



PINION STAND GEARBOX



Special helical for pinion stand gearboxes designed and manufactured to suit the customer's specifications. Case / through hardened and profile ground steel gears with inclined tooth to transmit the torque between parallel shafts with minimum noise.


- Range : Power range up to 1500kW.
- Sizes : From 125mm to 1000mm center distance
- Application : Roughing Mill, Intermediate Mill, Finishing Mill, Pinch Roll, Leveling Straighter, Bridle Roll Gearbox, Scrap Shears Gearbox, Uncoiler, Recoiler




PLANETARY MILL GEARBOX

Planet and sun gears are manufactured from high alloy steel and heat treated for case carburizing to achieve optimum strength and wear resistance. Gear Profiles are ground to reduce noise level and optimized maximum root strength and minimum sliding contact to ensure high efficiency.

- Range : Torque range up to 6000 kNm
- Sizes : Up to 2500 mm
- Applications : Sugar Mill, Coal Pulverizing Mill, Cement
- Industries : Sugar, Cement, Power Plants



PLANETARY GEARBOX



Planetary series with high power to weight ratio.

- Range : Power range up to 3600 kNm
- Sizes : Up to 1930 mm
- Applications : Slewing, Winding, Mill duty, Miner, Wheel Drive, Concrete mixing, Crystallizer, Inter Rake Carrier, etc.
- Industries : Construction Equipment, Cranes, Mining equipments, Transit mixer, Pan mixer, Sugar